


User Manual

Mandala Resonator



Please read the manual before using the tools.

Version 1.3

Table of Contents

1. General Notes	2
1.1. Product Feature and Intend Use	2
1.2. Introduction	2
1.3. Warning	3
1.4. Warranty	4
1.5. Precautions	4
1.6. Maintenance	4
1.7. Product Include	5
2. Technical Data	6
2.1. Specifications	6
2.2. Overview and Function	7
3. Installation and Operation Instruction	8
3.1. Setup	8
3.2. Bluetooth Control Operation	9
3.3. Mandala Resonator Basic Operation	10
3.3.1. Harmonization for Human or others living being	10
3.3.2. Harmonization for room or space	11
3.3.3. Energy Transfer or Imprint.	12
3.3.4. Tips of using Mandala Resonator	12
3.4. Application Reference	13
3.4.1. Program for specific Issue	13
3.4.2. Specific time of Application	14
3.4.3. Chakra Application	15
3.4.4. Application on the time for Maximum Organs Energy	16
4. Studies and Results after using Mandala Resonator	17

1. General Notes

1.1. Product Feature and Intend Use

Thank you for using Light Mandalas Product. Mandala Resonator has been in good condition before leaving factory.

Mandala Resonator is a universal broadband harmonizing generator-modulator that creates a natural stabilizing electromagnetic background in the room where it is installed in three frequency ranges (0, 05 - 2 kHz, a range of light and music audio series in manual mode).

- functions as a personal bio-corrector device, with a program that harmonizes and adjusts the frequency of the organs and chakras.
- Immediately modify the space energy or tune your vibration into harmony.
- imprint a specific energy resonance on any object, liquid, person image, etc. by transferring, programming, and imprinting a specific energy resonance on any object, liquid, person image, and etc.

There are 15 harmonization/torsion programs included with the **Mandala Resonator**. By using Mandala Star Application, you can simply choose your preferred program for a specific purpose or simply play with a basic mode that will circulate all 15 programs for general complete harmonization.

Mandala Resonator is a powerful device which is suitable for everyone and best to use in the home, sports, relaxation and cosmetic institutions.

1.2. Introduction

The concept of electromagnetic smog, which contributes to the load and has a huge negative impact on the human body, causing chronic stress, has been increasingly discussed in the media in recent years.

This type of electromagnetic burden is generated by sun flares, the rotation of the moon around the earth, geopathic zones (due to deviation of the Earth's magnetic field), TV radiation, radio, electrical communications, long-term computer work,

ignition coils in automobile engines, and the work of household appliances such as vacuum cleaners, fans, juicers, meat grinders, coffee mills, and monitor TVs.

For a long time, people have attempted to solve the problem of electromagnetic overload by employing a variety of protective and shielding devices, as well as improving the Bio-corrector of electromagnetic radiation characteristics (amplitude, frequency, vector, and direction), creating a counter-wave, multi-screens, and even psychic protection devices.

Tragically, because the frequency, amplitude, and electromagnetic radiation power of different devices' emitters vary so widely, none of these attempts have yielded positive results. It has been difficult to create a universal instrument that can compensate for all electromagnetic smog spectra. Essentially, all of the developers have focused on developing protective equipment such as cell phones.

Now, we have been developed methods and devices for creating an electromagnetic field around a person, multiple or similar natural electromagnetic fields. For example, the modeled field similar to the radiation of objects such as forest and, in particular, the radiation of a birch grove. A positive impact on a person of these fields is known to everyone. Our body in such a chaotic flux of radiation is given a basic fulcrum on which he begins to tune. This person emerges from a "stress breakdown" and goes into a state of harmonization.

An improvement in the human condition has been reliably established in numerous tests carried out in a variety of electromagnetic environments using the Mandala Resonator of the electromagnetic background of any room (office, bedroom, kitchen, car, classroom, auditorium, and so on).

1.3. Warning

Pay close attention to each safety REMARK and WARNING statement in the manual. This manual contains important operation information.

This product is in perfect condition before delivery, please check all accessory when unpacking the unit.

1.4. Warranty

Each single product passes through a quality process. Nevertheless, if failures occur, contact the customer service at once. The product is under 12 months (1 year) warranty effectively according to the delivery date stated on the warranty card.

Warranty does not apply to damages, which result from misuse or neglect. The warranty also expires if you dismantle the product or failed to provide the warranty card. The manufacturer is not liable for consequential damage or in case of a non-intended use of the product.

If a failure occurs during the warranty period, the product will be replaced or repaired. The manufacturer reserves the right to exchange components of the product instead of repairing it. If the failure results from misuse or neglect, the user must pay for all cost that may occur. The freight cost and other costs will be depending on which Term & Conditions criteria the product falls into. **Import tax and Customs clearance duty cost is not included in the term of warranty.** In that case, you may ask for an estimated cost beforehand.

1.5. Precautions


1. Please check Mandala Resonator for damage during shipping. Do not use the tool if any damage is discovered. If the tool is damaged, please contact the dealer or Light Mandalas immediately.
2. Do not disassemble or modify the tool in any case.
3. Do not use the tool outdoors when rains
4. Keep dry and avoid excessive humidity, heat or dust.
5. Disconnect power when cleaning the tool or not in use.
6. Placing it on a well-ventilated surface and avoid a cloth surface.

1.6. Maintenance

1. Clean with soft cloth, humid tissue moistened with water.
2. In order to guarantee the fixture works properly, it's essential to keep it clean.

1.7. Product Include

- | | |
|----------------------|----|
| 1. Mandala Resonator | x1 |
| 2. Charger Adapter | x1 |
| 3. USB Cable | x1 |



2. Technical Data


2.1. Specifications

Product name	Mandala Resonator
Power supply	Adapter 5V / 2A (Micro USB tablet)
Operating Voltage (logic level)	5V / 2A
Input Voltage (recommended)	5V / 2A
Input Voltage (limits)	5V / 2A
Bifilar coil frequency	0 – 40MHz
Antenna PCB frequency	2.4GHz
Speaker	8 Ohm / 0.5W
Light	Led RGB 200mW (4 lights)
Bluetooth	HC-05
Material	Plastic and resin
Length	123.20 mm.
Width	123.20 mm.
Height	93.86 mm.
Weight	540 g.

2.2. Overview and Function




Top view



Side View

Charger Socket



Bottom View

3. Installation and Operation Instruction

3.1. Setup

1. To turn ON the Mandala Resonator by plugging in with the USB cable.



Ensure the power supply is 5V 2A DC current.

3.2 Bluetooth Control Operation



Bluetooth Switch

Mandala Resonator comes with a control of Bluetooth which includes 15 harmonization programs. User can choose their preferred program for specific purpose or just play with a basic default mode which will play all 15 programs in a loop continuously.



1. Default Modes (Harmonizing and Torsion mode): play all 15 programs in a loop continuously. Starting from 1st to 15th programs then in reverse order with interval of 1 second for each program.
2. Preset Mode: choose your preferred programs and set as a preset to play.
3. Change Function:
 - a. Harmonization: all 4 LEDs blink simultaneously. For the purpose of person, room, and space harmonization.
 - b. Torsion: LEDs blink in a clockwise and counterclockwise rotation series. For the purpose of transferring or imprinting electricity.

4. Decrease volume
5. Increase volume
6. 15 specific harmonization programs

3.3 Mandala Resonator Basic Operation

3.3.1 Harmonization for Human or others living being

a. General Harmonization. To receive the harmonizing frequency, place the Mandala Resonator against your body. The Mandala Resonator is approximately 0.2–0.9 meters away from the body. You are free to use it for as long as you like. You can choose a specific program or play in default mode using the Bluetooth control (all program circulate). The Bluetooth control can also be used to change the sound volume to a comfortable level. Meditation, yoga practice, reading, coffee time, and other methods of application are just a few examples. It will create a harmonizing energy field, which will improve our mood, physical health, emotional stability, and relaxation.

b. Stress relief and protection from work-related electromagnetic fields. Place the Mandala Resonator on your left side, facing your body. The Mandala Resonator will generate a powerful wind flow that will "blow away" the hazardous electromagnetic fields produced by computers, WIFI, and other electrical gadgets. This application enables you to function in a more tranquil and harmonious manner, as well as with a clearer mind. The harmonizing programs of the Mandala Resonator boost our body's functioning rate while reducing tension from job conditions. Long-term use can lead to better professional outcomes, as well as increased job and personal satisfaction.

c. As a Chakra harmonizing tool. Place the Mandala Resonator facing the relevant chakra for 5-10 minutes while using the harmonization programs. (For more details, see the chakra application table.) You can do it at any time by sitting in a meditation sitting position and placing the Mandala Resonator at eye level (put it on a chair). Simply inhale and exhale through your nose, concentrating on your heart chakra in the center of your body. Using this breathing method, we may easily manage our sympathetic and parasympathetic neural systems and enter a "Coherent Stage." All of our physical bodily systems will be activated and regulated, resulting in deep relaxation. It can be completed on a regular basis or as needed.

d. For a specific task or to improve performance. You can place the Mandala Resonator on your left side as an energy support when reading, making a

presentation, doing research, or doing anything else that demands a lot of concentration and focus.

e. Healer. When using the Mandala Resonator to perform healings, healers can now switch off the damaging energy exchange. Face the patient with the Mandala Resonator in your left hand. Positive energy will be pushed away by the energetic flow, which will also provide the sufferer with harmony energy. This method can also be used by people who are sensitive to other types of energy that generate unpleasant sensations. Face another person or the outside world with the Mandala Resonator in front of you. This strategy shields a person from unwanted energy connections.

3.3.2. Harmonization for room or space.

a. General Space Harmonization. Position Mandala Resonator in any place that faces south and follows the earth energy grid to generate a greater energy radiate torsion field. A single Mandala Resonator can support a 4 × 4meter space. Position the Mandala Resonator closer to an individual for better results in a bigger environment.

b. Geopathic Energy Correction. In "Feng Shui," position the Mandala Resonator in a corner or a location with lower energy or a negative energy. In a dark area without lighting or sunlight, a restricted environment, a washroom/bedroom/kitchen with no windows or inadequate air circulation, negative energy and viral microorganisms can readily gather. With the Mandala Resonator, it will harmonize and sustain the energy for that location. In this type of environment, place the Mandala Resonator on a table facing the door or in the direction of the airflow. At any time of day, the Mandala Resonator can be turned on and off.

c. House/Room/Space Energy Shielding. As an energetic filter for those who enter, place the Mandala Resonator at the entrance of your house, workplace, or business. Any damaging vibrations or undesired energy emitted by such persons will be filtered away. If the Mandala Resonator is left on all the time at the entry, it will create a shielding and filter for the negative energy that will be entering space, as well as the typical negative geopathic fog that will damage the space.

3.3.3. Energy Transfer or Imprint (Torsion Mode).

a. General energy transfer. The Mandala Resonator acts as a switch, producing a wide range of frequency spectrum in order to transmit information from the original

material to different carriers. Place the Mandala Resonator in front of the goal, which should be facing north, to receive the energy (North). Place the original substances or objects to be transferred in the back pocket of the Mandala Resonator (South). Switch on Mandala Resonator in Torsion mode for 15 minutes to transfer energy.

b. Tips for energy transferring usage. Mandala Resonator is now available for use in all of your current projects. We can pass the essential oil energy, for example, when producing candles, soap, painting, engraving, and other crafts. Simply place the Mandala Resonator in a north-south orientation during the manufacturing process, and the energy of the various substances/objects will be transferred and assimilated into the finished products.

**Notes: The energy that is transmitted to a specific object will have a different retention rate or period depending on the materials used and the energy reaction that object has with others. If we transmit energy to a crystal and a plastic casing, for example, the energy in the crystal will persist longer than the energy in the plastic case. On the other hand, if the transferred object is placed in a high-vibration environment, the energy can survive longer than if it is placed in a low-vibration environment. The explanation for this is because everything in the universe vibrates and resonates with each other. When a positive vibration collides with a negative vibration, the positive one resonates and balances the bad side, but its own energy is consumed. If it is not charged, the total energy will decrease with time.*

3.4 Application Reference

3.4.1. Program support for symptoms and issues

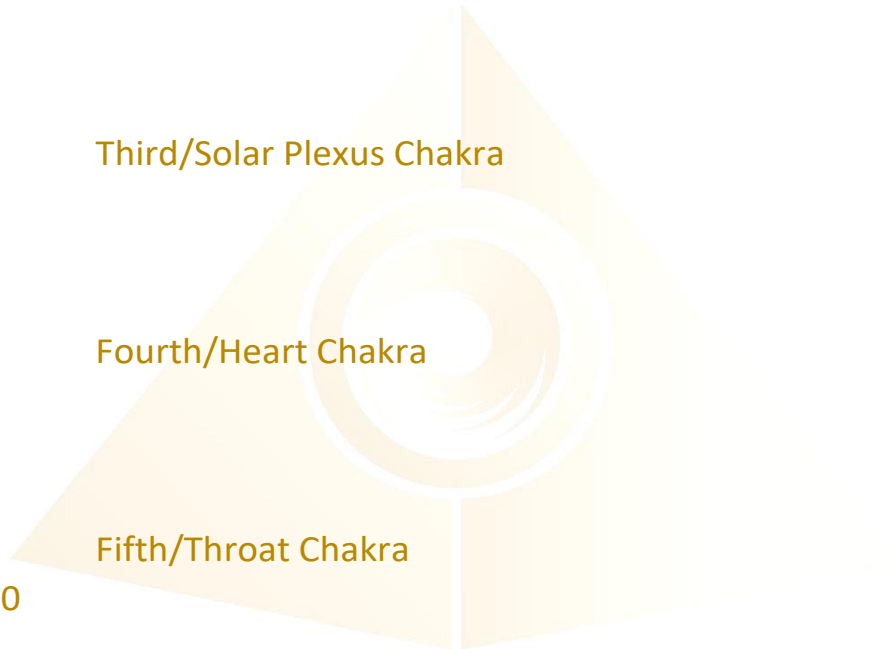
Program No.1	For skin and hair problems
Program No.2	Problems with the skin, bones, blood -mineral metabolism, musculoskeletal system
Program No.3	Improvement of microcirculation
Program No.4	Cleaning of the body
Program No.5	Improvement of digestion (initially)
Program No.6	Improvement of digestion (the final stages)
Program No.7	In case of problems with menstruation
Program No.8	Harmonization on the midrange
Program No.9	Water-salt metabolism, acid-base balance
Program No.10	Intestinal peristalsis (constipation)
Program No.11	Tracheo-bronchial drainage
Program No.12	Immunomodulation
Program No.13	Problems of neuro-endocrine regulation
Program No.14	Severe pain, eye problems, hearing
Program No.15	Harmonization at high frequencies

3.4.2. Specific time of Application

Program No.1	7pm-9pm, 11pm-3am.
Program No.2	5am,7am,9am,11am,1pm,3pm,5pm,7pm,9pm
Program No.3	11am-1pm, 5pm-7pm, 3am-5am
Program No.4	5pm-7pm, 1am-3am, 5am-7am
Program No.5	7am-9am, 1pm-3pm, 7pm-9pm, 11pm-3am
Program No.6	7am-9am, 1pm-3pm, 7pm-9pm, 11pm-3am
Program No.7	5am-7am, 9am-11am, 11am-1pm, 9pm-11pm
Program No.8	8am,10am,12pm,2pm,4pm,6pm,8pm,10pm
Program No.9	5am-7am, 9am-11am, 11am-1pm, 9pm-11pm
Program No.10	5pm-7pm, 1pm-3pm, 5pm-7pm,11pm-3am
Program No.11	3am-5am,5am-7am, 9am-11am,5pm-7pm
Program No.12	5am-7am, 9am-11am,3am-5am
Program No.13	7pm-9pm, 11pm
Program No.14	7pm-9pm, 11am-1pm
Program No.15	9pm-12am, 1am-4am

3.4.3. Chakra Application

Program No.1	First/Root Chakra
Program No.2	
Program No.3	Second/Sacrum Chakra
Program No.4	
Program No.5	Third/Solar Plexus Chakra
Program No.6	
Program No.7	Fourth/Heart Chakra
Program No.8	
Program No.9	Fifth/Throat Chakra
Program No.10	
Program No.11	Sixth/Third Eye Chakra
Program No.12	
Program No.13	Seventh/Crown Chakra
Program No.14	
Program No.15	Soul Star & All Chakra



3.4.4. Application on the time for Maximum Organs Energy



Liver	1 am-3 am
Lungs	3am-5am
Large Intestine	5am-7am
Stomach	7am-9am
Spleen	9am-11am
Heart	11am-1pm
Small Intestine	1pm-3pm
Bladder	3pm-5pm
Kidneys	5pm-7pm
Vessels (Veins & Arteries) Pancreases	7pm-9pm
Endocrine and Reproductive Organs	9pm-11pm
Gallbladder	11pm-1am

4. Studies and Results after using Mandala Resonator

The general state of the human user of the device improved dramatically after exposing the device to the room harmonize mode for 1-4 days. Fitness, exercise, overall health, infection resistance, and sleep have all been listed as positive outcomes. Users' symptoms of pre-existing chronic ailments have reduced in some circumstances, while acute illnesses have been significantly simpler to handle. The device's operators' memory and vision have improved, making machine work and its length much more acceptable.

The system adaption period varies from 3 minutes to 24 hours, depending on the person's age and the presence of a number of chronic conditions.

The following improvements occur after full adaptation:

- mood improves; working ability dramatically increases; lethargy, apathy, and exhaustion fade away; a joyful and enthusiastic state emerges;
- blood pressure normalizes in the direction of decreasing at hypertensions and rising at hypotension's; sleep and appetite improve; headache fades away.

The general state of health improves after a period of constant use of the unit. Fertility has improved significantly, as has the easing or disappearance of symptoms of chronic diseases, the stabilization of heart rhythm, blood pressure, and the restoration of male potency. In certain circumstances, acute bouts of headache and numerous pain syndromes can be stopped without the use of medications on their own.

When the owner of the device drinks alcohol, the following happens: If the system is turned on and the man drinks a considerable quantity, the stage of strong intoxication does not occur as long as the gadget is turned on. If the system is turned off, the intoxication occurs quickly enough. When a person drinks alcohol while the system is turned off and becomes intoxicated, he or she swiftly sobers up once the gadget is turned on.

Disclaimer

All content found on the Light-mandalas.com Website, Facebook Page, YouTube, including: text, images, video, audio, or other formats are intended for informational, educational and research purposes only and neither Light Mandalas Co. Ltd. nor the publishers of this content take responsibility for possible health consequences of any person or persons reading or following the information in this educational content and is not intended to be a substitute for professional medical advice, diagnosis, treatment or cure. Always seek the advice of your physician or other qualified health professionals with any questions you may have regarding a medical condition.

“No claims other than stress detection and stress reduction may be made”

Light Mandalas products are to be used as a Heart Rate Variability Biofeedback system and Light, Color and Sound therapy, designed for stress detection and stress reduction only. The devices do not evaluate any issue other than stress. Stress can come from many sources; this system uses light and color and sound therapies to reduce stress. Remember, there has never been any reported side effects using light, color and sound therapy anywhere in the world and throughout time.

Notes on the practices of low-level laser therapy (LLLT) and Biofeedback

Low-level laser therapy (LLLT) is considered investigational by the FDA, and no medical claims of cures are permitted in the US; at this time however, low-level lasers are defined within the scope of complimentary medical practices such as physiotherapy, aesthetic, Traditional Chinese Medicine and acupuncture, etc.

The FDA does not regulate Bio resonance tools but they do regulate biofeedback tools and some Bio resonance tools are registered under this category.

*It is a legal requirement at this time that the user does not make any medical claims of diagnosis or cure.

Precaution

Light Mandalas products are working on energetic level. The standard benefit is energy clearance. During the process, your body and mind can be uncomfortable. The symptoms associated with overly rapid clearance of toxins. If those detox symptoms are too strong, you may need to stop using the products. You have to allow the clearance or detox to proceed and you can start to try the products afterwards. However, if the issues still remain the same, it may need to be completely discontinued for your own safety

Shall there be any inquiry, please contact us for further support.

Light Mandalas Co., Ltd. (Thailand Headquarters):

- **Light Mandalas Website:** www.light-mandalas.com
- **Official:** info@light-mandalas.com
- **Instagram:** [@mandalawave9](https://www.instagram.com/mandalawave9)
- **YouTube Channel:** Light Mandalas Official
- **Technical Support Email:** cservice@light-mandalas.com

Local agents contacts:

- **Japan:** japan@light-mandalas.com
- **Taiwan:** lovelight777888@gmail.com
- **Indonesia:** lightseed2020bali@gmail.com
- **West Malaysia:** lightworker@healingtech.org
- **East Malaysia:** malaysia@light-mandalas.com
- **Hungary:** horesnyibela@light-mandalas.com
- **Switzerland, Germany, Austria, and the Netherlands:** info@light-mandalas.ch
- **France, Spain:** france-spain@light-mandalas.com
- **USA:** usa@light-mandalas.com
- **New Zealand, Australia:** tachyonhealing.nz@gmail.com